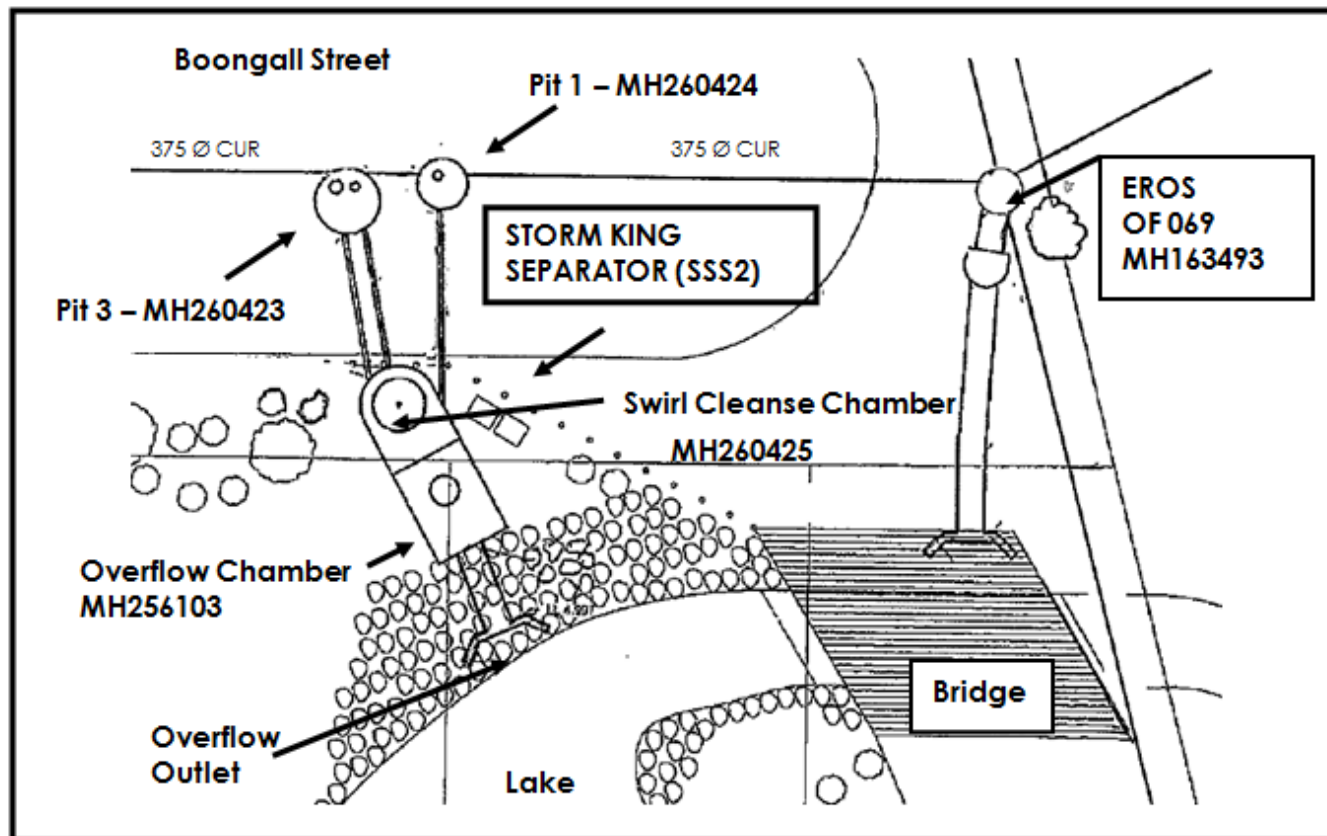


Date: _____

Location: Boongall Street – Camp Hill

Work Order No: _____



NOTE: Separate Inspection to be carried out at the same time for upstream Emergency Overflow Structure (EROS) – MH163493 / OF 069

PIT 1: MH260424 (Fig 1)

1. **Hydro Brake:** Ensure inlet and channel clear of blockages and flowing freely.
2. **Pivot Bypass Door:** Ensure cable and pivot door operable and clear of rags etc.
3. **Defects:** Any visible defects requiring remedial work?

YES

NO

YES

NO

YES

NO

Comments - List all maintenance carried out in 1&2 above & detail any required remedial work – include photos.

STORM KING SEPARATOR (Fig 2)

Swirl Cleanse Separator: MH260425

- | | | |
|---|------------------------------|-----------------------------|
| 1. Mesh / Screen: Is mesh blinded? <i>(Clean by water jetting if required).</i> | <input type="checkbox"/> YES | <input type="checkbox"/> NO |
| 2. Chamber: Clear of blockages / debris? <i>(Visual check from access hole).</i> | <input type="checkbox"/> YES | <input type="checkbox"/> NO |
| 3. Defects: Any visible defects requiring remedial work? | <input type="checkbox"/> YES | <input type="checkbox"/> NO |

Comments - List all maintenance carried out in 1&2 above & detail any required remedial work – include photos.

Overflow Chamber and outlet: MH256103

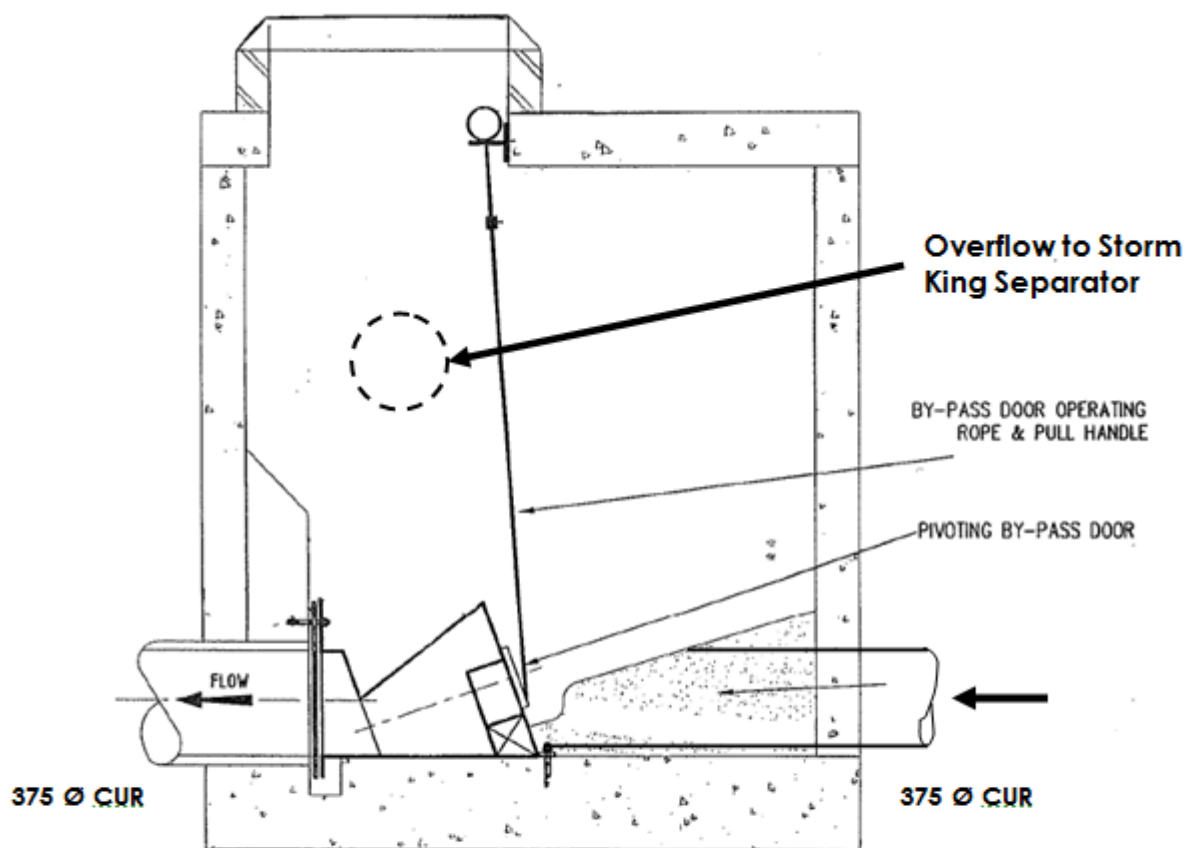
- | | | |
|--|------------------------------|-----------------------------|
| 1. Overflow chamber & siphon: Ensure siphon and chamber is clean and clear of blockages, debris, etc. | <input type="checkbox"/> YES | <input type="checkbox"/> NO |
| 2. Overflow outlet: Ensure outlet pipe is clear. | <input type="checkbox"/> YES | <input type="checkbox"/> NO |
| 3. Flap Valve: Is flap valve in good condition and seal properly? | <input type="checkbox"/> YES | <input type="checkbox"/> NO |
| 4. Defects: Any visible defects requiring remedial work? | <input type="checkbox"/> YES | <input type="checkbox"/> NO |

Comments - List all maintenance carried out in 1&2 above & detail any required remedial work – include photos.

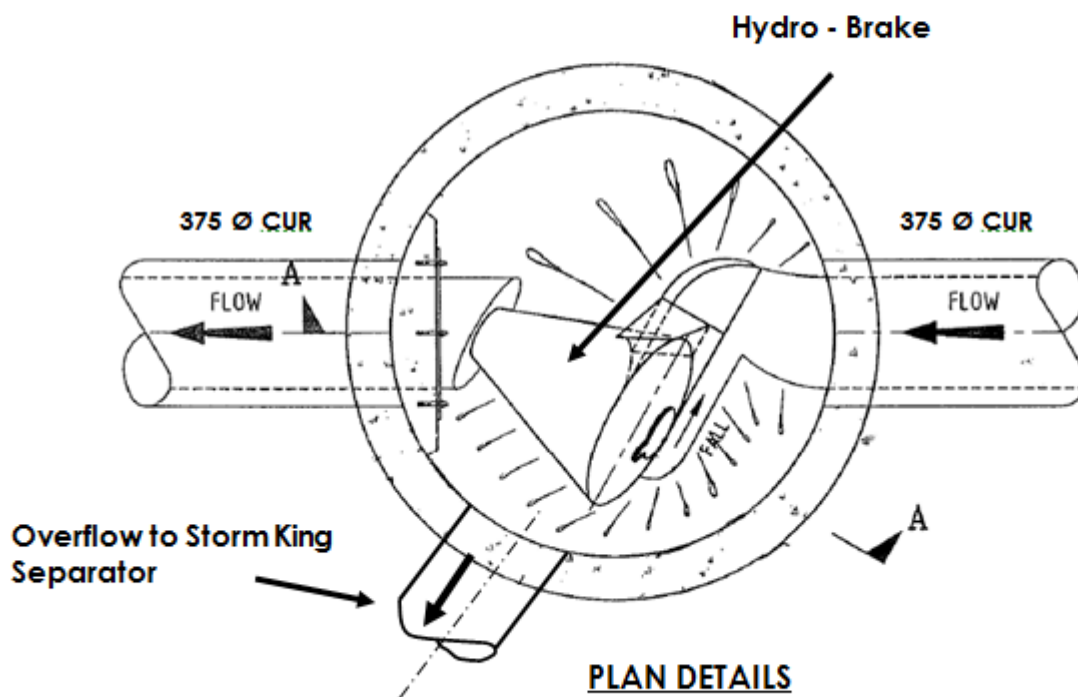
PIT 3: MH260423 (Fig 3)

- | | | |
|---|------------------------------|-----------------------------|
| 1. Hydro Brakes: Ensure outlets and MH channel clear and flowing freely. | <input type="checkbox"/> YES | <input type="checkbox"/> NO |
| 2. Defects: Any visible defects requiring remedial work? | <input type="checkbox"/> YES | <input type="checkbox"/> NO |

Comments - List all maintenance carried out in 1&2 above & detail any required remedial work – include photos.



GENERAL ARRANGEMENT



PLAN DETAILS

FIG 1 - MH260424 / Pit 1

